



*Stampin' overseas
with
Ronda and Anja*





Box: 4 ¼ X 11 Score 1 inch from each side, and at 5 inches from the other two sides.



Snip on the sides up to the score marks.
Fold all together to make a box.



Cover out side on both sides with the New Incolor DSP packs of paper with the Oval Framelits to form the Easter Eggs. Cut Two strips of Pistachio Pudding with the Fringe Scissors, and attach on the ends with Sticky Strip.



To make your bunny:
1 inch Circle punch
1 3/8 inch circle punch
Word Window punch
Cotton balls





Supply List:

Stamps: Delightful Dozen

Ink: Strawberry Slush

Paper: Pistachio Pudding, Whisper White, 2013-2015 In color DSP pack

Tools: Big Shot, 1 inch Circle Punch, Fringe Scissors, 1 3/8 inch Circle Punch, Word Window Punch, Oval Framelits